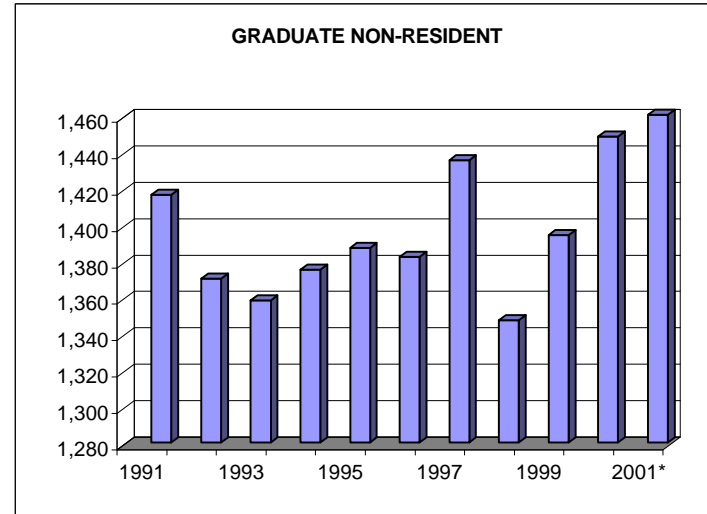
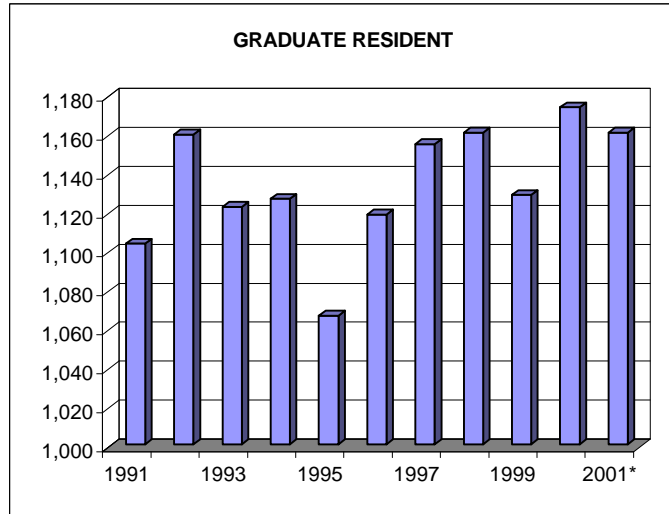
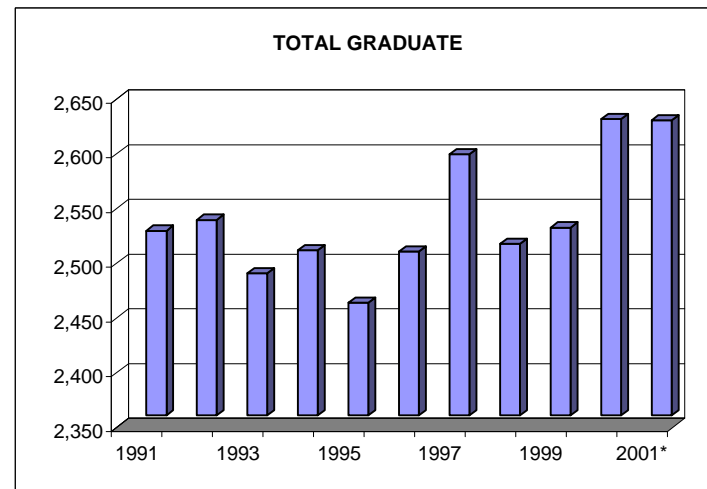


OHIO UNIVERSITY  
**ATHENS CAMPUS**  
**Graduate Headcount Enrollment**  
**Fall Quarter, 1991-2001**



Year	Graduate Resident	Graduate Non-Resident	Total Graduate
1991	1,103	1,416	2,519
1992	1,159	1,370	2,529
1993	1,122	1,358	2,480
1994	1,126	1,375	2,501
1995	1,066	1,387	2,453
1996	1,118	1,382	2,500
1997	1,154	1,435	2,589
1998	1,160	1,347	2,507
1999	1,128	1,394	2,522
2000	1,173	1,448	2,621
2001*	1,160	1,460	2,620



\*Fall 2001 values are estimates