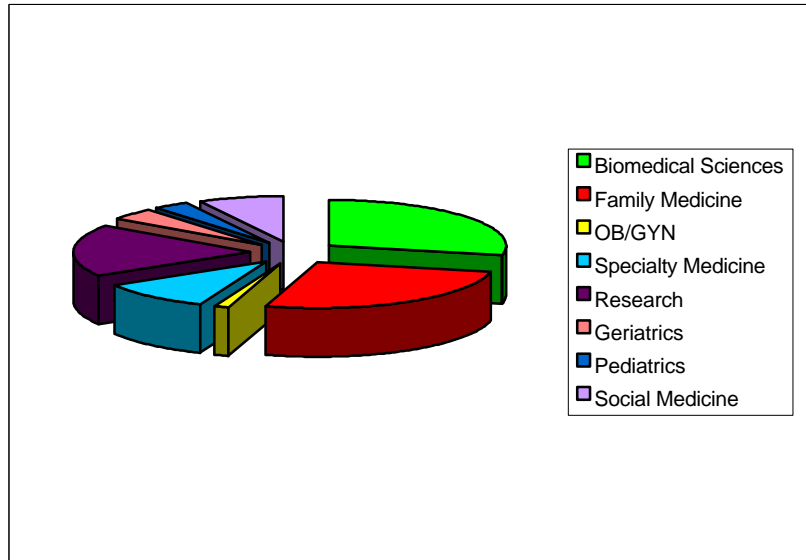


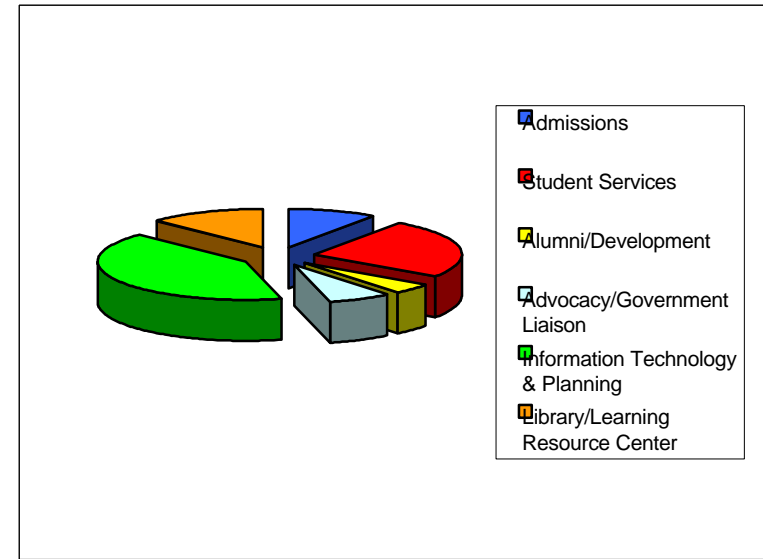
OHIO UNIVERSITY
College of Osteopathic Medicine
Fiscal Year 2002 Budgeted Expenditures
(In Thousands)

Faculty Department / Research



Unit	Value	% of Total
Biomedical Sciences	3,317	28.48%
Family Medicine	3,069	26.35%
OB/GYN	170	1.46%
Specialty Medicine	1,178	10.11%
Research	2,133	18.31%
Geriatrics	497	4.27%
Pediatrics	368	3.16%
Social Medicine	916	7.86%
Total	\$ 11,648	100.00%

College Services


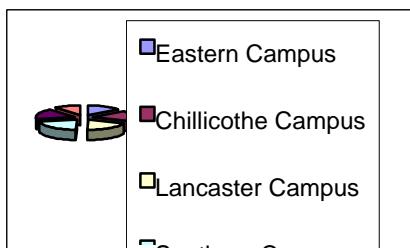
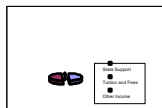


Unit	Value	% of Total
Admissions	354	9.67%
Student Services	915	25.00%
Alumni/Development	169	4.62%
Advocacy/Government Liaison	251	6.86%
Information Technology & Planning	1,507	41.17%
Library/Learning Resource Center	464	12.68%
Total	\$ 3,660	100.00%


OHIO UNIVERSITY
College of Osteopathic Medicine
Fiscal Year 2002 Budgeted Expenditures
(In Thousands)

Biome #####
 Famil #####
 OB/G #####
 Speci 10%
 Rese: 18%
 Geria 4%
 Pedia 3%
 Socia 8%

Admi: ###
 Stude ###
 Alum: ###
 Advo: ###
 Infor: ###
 Librai ###



OHIO UNIVERSITY
College of Osteopathic Medicine
Fiscal Year 2002 Budgeted Expenditures
(In Thousands)



OHIO UNIVERSITY
College of Osteopathic Medicine
Fiscal Year 2002 Budgeted Expenditures
(In Thousands)