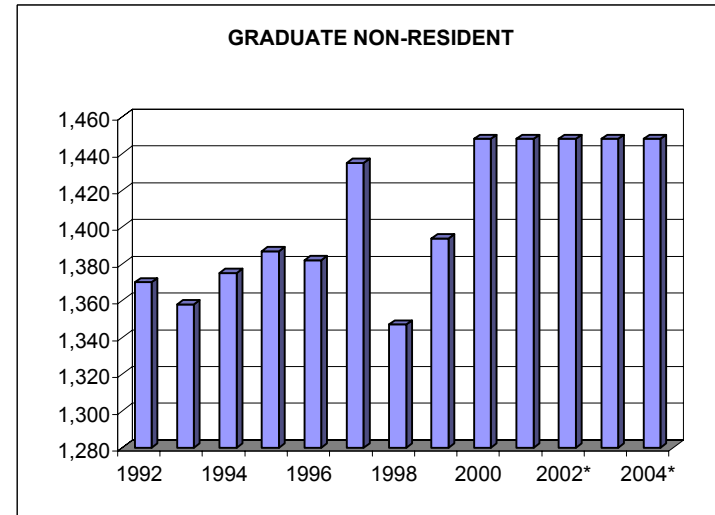
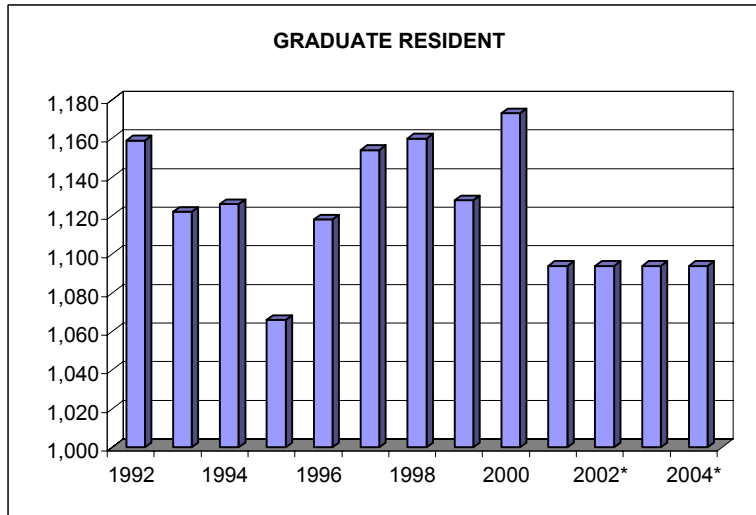
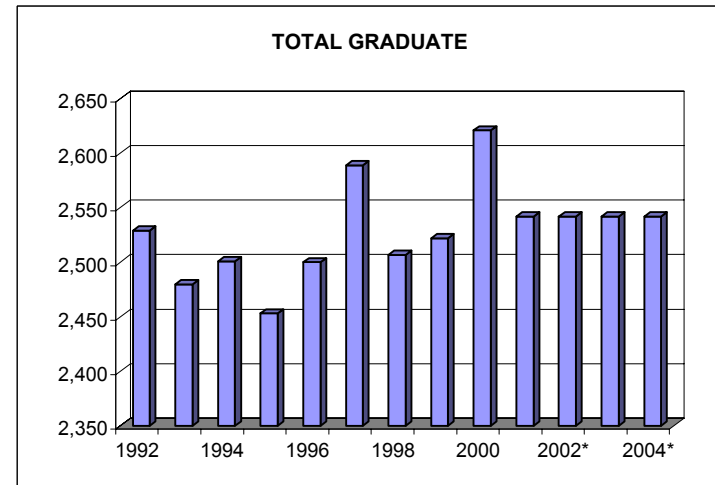


OHIO UNIVERSITY
ATHENS CAMPUS
Graduate Headcount Enrollment
Fall Quarter, 1992-2004



Year	Graduate Resident	Graduate Non-Resident	Total Graduate
1992	1,159	1,370	2,529
1993	1,122	1,358	2,480
1994	1,126	1,375	2,501
1995	1,066	1,387	2,453
1996	1,118	1,382	2,500
1997	1,154	1,435	2,589
1998	1,160	1,347	2,507
1999	1,128	1,394	2,522
2000	1,173	1,448	2,621
2001	1,094	1,448	2,542
2002*	1,094	1,448	2,542
2003*	1,094	1,448	2,542
2004*	1,094	1,448	2,542



*2002, 2003 & 2004 values are estimates